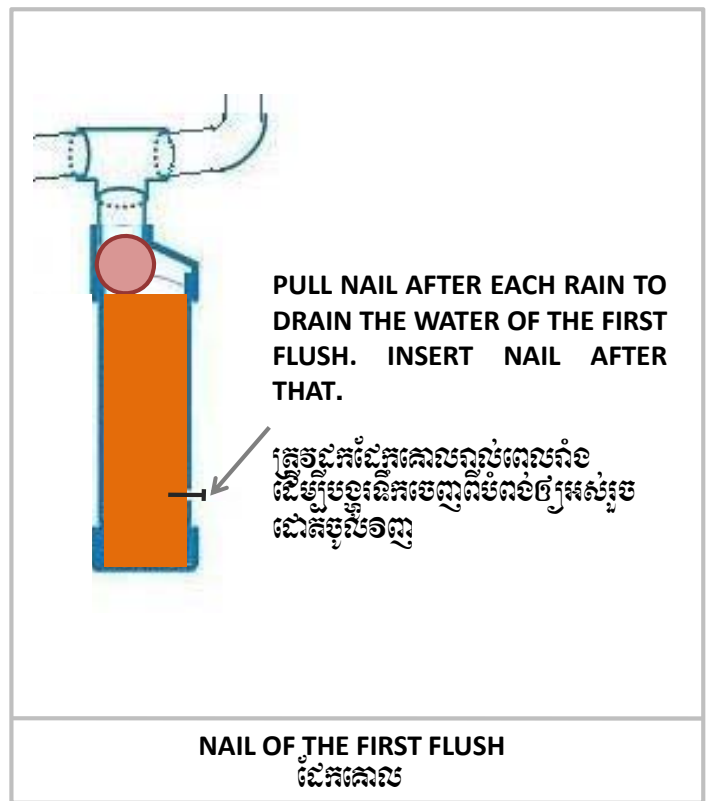
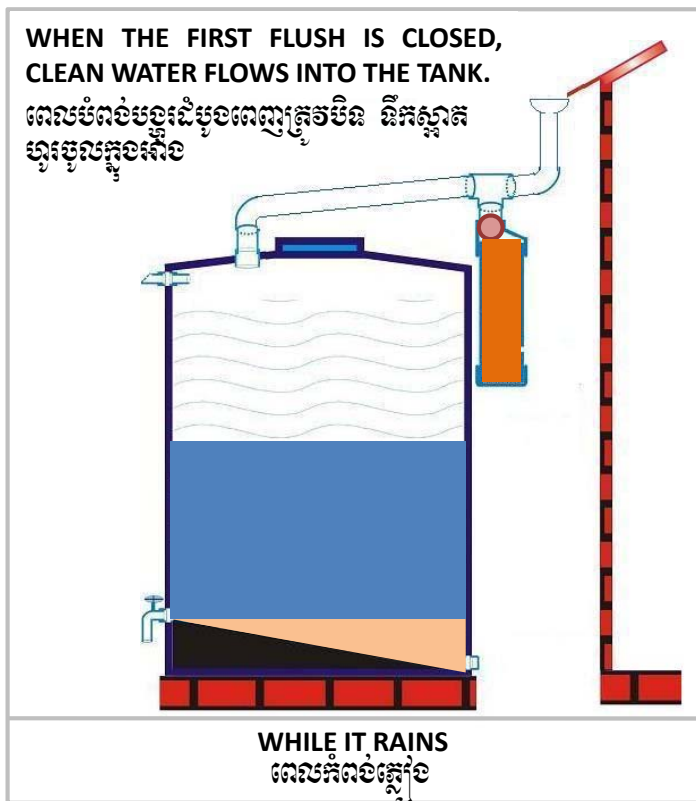
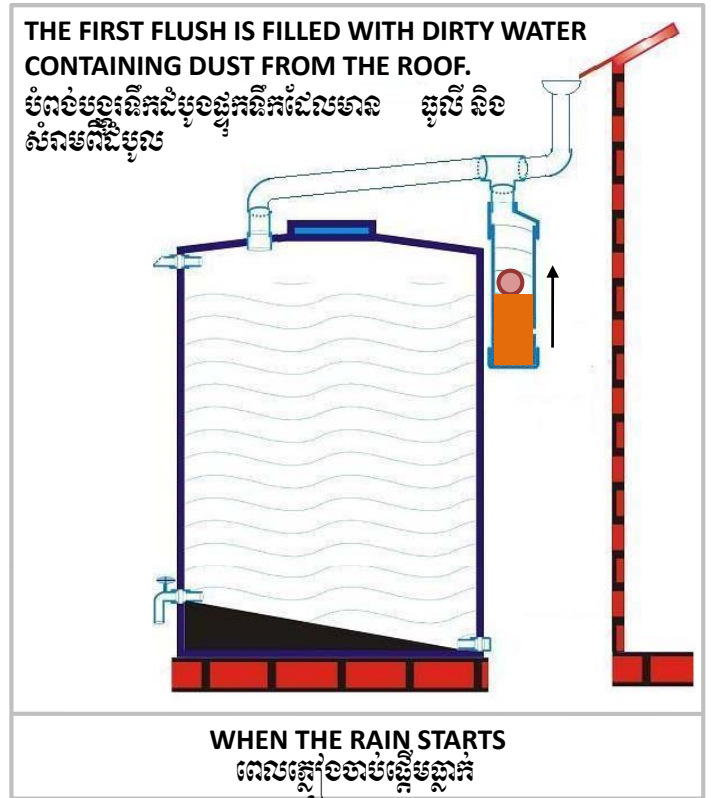
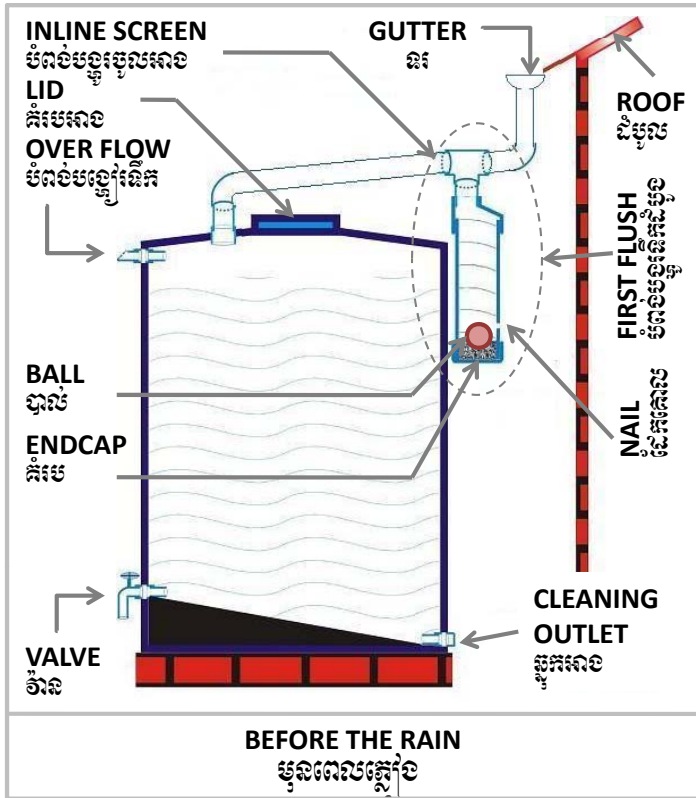


# CLEAN WATER FROM YOUR RAIN WATER TANK

## ទឹកស្អាតចេញពី អាងទឹករបស់អ្នក



# CLEAN WATER FROM YOUR RAIN WATER TANK


## ទឹកស្អាតចេញពី អាងទឹករបស់អ្នក

**EVERY 2 MONTHS:**  
**CLEAN THE FIRST FLUSH AND**  
**BUY A NEW BALL IF IT IS**  
**DAMAGED.**

រៀបចំរាល់ពីរខែម្តង ត្រូវលាងសំអាត  
 ដំបូលម្តង ត្រូវប្តូរម្ជុំបាល់បើវាបែក



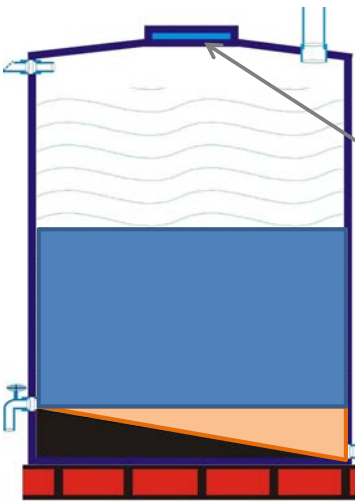
ENDCAP  
 គំរែប



INLINE SCREEN  
 សំណាញ់

**EVERY YEAR BEGINNING OF WET SEASON:**  
**OPEN THE CLEANING OUTLET TO RINSE OUT THE**  
**DIRT UNTIL THE OUTFLOWING WATER IS CLEAR.**  
**ALSO CHECK THE LID TO MAKE SURE IT'S CLOSED.**

រៀបចំរាល់ឆ្នាំចាប់ពីដំបូងរដូវវស្សា ត្រូវបើកចំណុចលាងសំអាត  
 រហូតទៅទឹកចេញស្អាត ក៏ត្រូវត្រួតពិនិត្យលើដំបូលត្រូវ  
 ពិតត្រូវបិទដំបូលឱ្យបានជិតជិត



LID  
 ដំបូល

CLEANING OUTLET  
 ចំណុចលាងសំអាតអាង

### WHO IS RESPONSIBLE FOR CLEANING?

IT'S YOU, BECAUSE YOU OWN THE RAIN WATER TANK . CLEAN IT REGULARLY BY YOURSELF, WITH THE HELP OF YOUR NEIGHBOUR OR THE CLEANING SERVICE IN YOUR VILLAGE. FOR REPAIR YOU CAN GET SPARE PARTS ON THE MARKET OR THE ENDCAP AT SORYA DEVELOPMENT FOR CAMBODIA.

**DO NOT FILL POND WATER INTO IT. IT'S DIRTY AND WOULD POLLUTE THE TANK AND THE RAIN WATER.**

### តើអ្នកណាទទួលខុសត្រូវចំពោះការលាងសំអាត?

ការលាងនេះគឺអ្នកទីពឹងព្រោះអាងទឹករបស់អ្នក ត្រូវលាងជាប្រចាំ  
 ដោយខ្លួនឯងឬជួយសេវាលាងសំអាតក្នុងភូមិរបស់អ្នក  
 ចំណាំ៖ សូមកុំបញ្ចូលទឹកស្រះឬទឹកត្រពាំងចូលក្នុងអាង